

TECHNICAL DATASHEET  
**APPROVED CHECK VALVE**



**HOME CREATOR**



Item No.: HC-12051, HC-12051F

## 1 CERTIFICATION INFORMATION

**Declaration of conformity:** ACS certified that has been independently assessed against recognized standards.

## 2 PRODUCT BASICS

**Product Name:** APPROVED CHECK VALVE (FXF series)

**Purpose:** Check valve is used for preliminary cleaning of mechanical impurities in domestic and drinking systems of hot and cold water supply, compressed air, oil and liquid hydrocarbons.

**Manufacturer (supplier):** HOME CREATOR TECHNOLOGY CO. LTD ( Qinggang, Yuhuan, Taizhou, Zhejiang province, China ).

## 3 MAIN TECHNICAL DATA AND CHARACTERISTICS

### 3.1 SPECIFICATIONS

Table 1

Connection thread, inch	1/2"	3/4"	1"	1 1/4"	1 1/2"	2"
Nominal diameter DN, mm	15	20	25	32	40	50
Nominal pressure PN, MPa	2.5	2.5	2.5	2.5	2.5	2.5
Operating temperature range, °C	From -20 to +120					
Connection thread (ISO 228)	Parallel					
Minimum valve opening pressure drop, Pa	2370					
average full-service life	20 years old					



### 3.2 MATERIAL OF MANUFACTURE AND CONSTRUCTION OF CHECK VALVE

Female-Female thread (FxF)



HC-04053

HC-12051



Table 2

HC-04053						
Name	Body (1)	Spring (2)	Core (3)	Washer (4)	Bonner (5)	
Material	Brass CW617N	304	Brass	PTFE	Brass CW617N	
HC-12051						
Name	Body (1)	Spring (2)	Core (3)	Rubber mat (4)	Bonner (5)	Filter (6)
Material	Brass CW617N	304	Brass	EPDM	Brass CW617N	304/ABS

- HOME CREATOR brass products are made by hot stamping of brass grade CW617N as per the European standard EN12165.
- The Rubber Mat are made of EP8018F EPDM according to European standards.
- The handle-lever is made of steel grade S235 according to the European standard EN 10025-2.



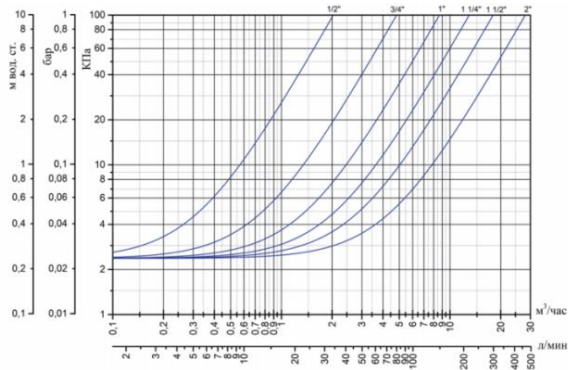
### 3.3 FLOW DIFFERENCE CHARACTERISTIC OF CLEANING FILTER

Table 3

Size Inch	Size Inch	Cv	Kv
HC-04053, HC-12051	1/2"	3.35	2.03
HC-04053, HC-12051	3/4"	5.59	4.82
HC-04053, HC-12051	1"	10.03	8.65
HC-04053, HC-12051	1 1/4"	15.08	13
HC-04053, HC-12051	1 1/2"	20.88	18
HC-04053, HC-12051	2"	32.48	28

-Cv: flow rate in US GPM at a pressure drop of 1 psi.

-Kv: flow rate in m<sup>3</sup> per hour at pressure drop of 1 bar.



### 3.4 CHECK VALVE

Female-Female thread (FxF)



### 3.5 CROSS SECTION

Female-Female thread (FxF)

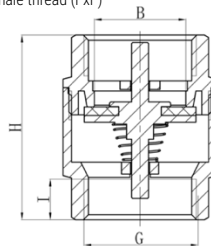


Table 4

Item	DN	Size	Weight	Overall dimensions, mm		
				H	I	B
HC-04053	15	1/2"	138	45	10	17
HC-04053	20	3/4"	206	49	10	21
HC-04053	25	1"	263	54.50	12	27
HC-04053	32	1 1/4"	401	57.50	12.50	35
HC-04053	40	1 1/2"	547	66	14.50	42
HC-04053	50	2"	858	73	15	54



### 3.6 CHECK VALVE WITH FILTER

Female-Female thread (FxF)



### 3.7 CROSS SECTION

Female-Female thread (FxF)

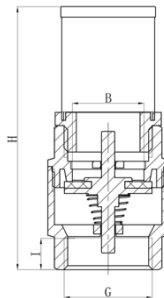


Table 5

Item	DN	Size	Weight	Overall dimensions, mm		
				H	I	B
HC-12051	15	1/2"	145	76.50	10	17
HC-12051	20	3/4"	217	84	10	21
HC-12051	25	1"	278	99.50	12	27
HC-12051	32	1 1/4"	419	108.50	12.50	35
HC-12051	40	1 1/2"	578	124.50	14.50	42
HC-12051	50	2"	902	141.0	15	54



## 4 INSTALLATION AND OPERATION


- 4.1 The pipe thread is connected to the check valve. The pipe should be clean and free of sediment and rust. The sealing material such as raw material tape should be clean and clean.
- 4.2 When installing the valve during tightening, the wrench is used from the connection side. Does not allow exceeding the tightening torque specified in the table.
- 4.3 When the pipe thread is connected to the check valve, the pipe should be perpendicular to the end face of the valve body when tightening it. Use a wrench on the hexagonal or octagonal part on the same side of the thread instead of the hexagonal or octagonal part on the other end. The installation torque should as per table 5, so as to avoid deformation of the valve body or affecting the opening, as shown in picture 1.



Size, inch	1/2"	3/4"	1"	1 1/4"	1 1/2"	2"
Maximum torque, N·m	30	40	60	80	80	110



- 4.4 When both ends of the check valve are internally threaded, the length of the external thread at the pipe end must be controlled to prevent the pipe end thread from pushing against the internal threaded end surface of the check valve when the pipe end thread is screwed in, causing deformation of the sealing surface of the valve body and affecting the sealing performance. as shown in picture 2.



Picture 2

- 4.5 When installing the check valve, the pipes at both ends must be in the same straight line as the valve to avoid bending and misalignment up and down, as shown in picture 3.



Picture 3

- 4.6 Ensure that the direction of the arrow on the valve body is consistent with the flow direction of the medium in the pipeline.



## 5 DESCRIPTION AND WORK

It is mainly used to connect or cut off the medium in the pipeline, which is used to control the flow pressure of the fluid and is not suitable for regulating the flow of the medium.

## 6 MAINTENANCE

- 6.1 Articles must be operated within the values specified in para. 3, para. 4 of this technical passport.
- 6.2 To extend the service life of sealing elements, it is recommended to open / close the HOME CREATOR check valve at least 1 time in 6 months.

## 7 STORAGE AND TRANSPORTATION CONDITIONS

Products are transported in the packaging of the manufacturer in accordance with the rules operating on the mode of transport used.

## 8 RESOURCES, LIFETIMES AND MANUFACTURER'S (SUPPLIER'S) WARRANTIES

- 8.1 Average full service life of a check valve: 20 years.
- 8.2 The manufacturer (supplier) guarantees the operability and compliance with the safety requirements of the product if the consumer complies with this technical passport HC-04053, HC-12051, HC-12041.
- 8.3 Warranty period: 36 months from the date of sale to the end user / from the date of commissioning of the object. The warranty covers all defects caused by the manufacturer.
- 8.4 When making claims about the quality of the goods, the buyer provides the following documents:
  - 8.4.1 An application in any form, which indicates:
    - a) Name of the organization or F. And. About. buyer, actual address, contact phone number;
    - b) The name and address of the organization that carried out the installation of the product; c) a brief description of the malfunction of the product.
  - 8.4.2 A document confirming the purchase of the product (cash/sales receipt, waybill, receipt, etc.).
  - 8.4.3 Photos of the product confirming its malfunction, or the product itself.
  - 8.4.4 Act of hydraulic testing of the system in which the product was mounted.
  - 8.4.5 Completed warranty card.



- 8.5 The warranty does not cover defects arising from:
  - 8.5.1 Violations of the passport regimes of storage, transportation, installation and operation of the product.
  - 8.5.2 The presence of traces of extraneous interference in the design of the product.
  - 8.5.3 Effects of substances aggressive to the materials of the product.
  - 8.5.4 Effects on the product of excessive force.
  - 8.5.5 Impact on the product of fire, natural disasters and other force majeure circumstances.
- 8.6 The warranty also does not apply in cases where the manufacturer's markings are partially or completely changed erased, removed or illegibly visible.
- 8.7 In case of unreasonableness of the claim, the costs of diagnostics and examination of the product are paid by the buyer.
- 8.8 Manufacturer ZHEJIANG HOME CREATOR TECHNOLOGY CO., LTD reserves the right to make changes to the design of the product that do not affect the declared technical characteristics.
- 8.9 Claims for the quality of the goods can be made during the warranty period at the address of the manufacturer ZHEJIANG HOME CREATOR TECHNOLOGY CO., LTD.

## 9 CERTIFICATE OF ACCEPTANCE AND PACKAGING

- 9.1 Check valves packed by the manufacturer.
- 9.2 Packaging ensures the safety of products subject to compliance with clause 7.
- 9.3 The materials and substances used for packaging are safe for people and the environment.
- 9.4 The check valve is in the open position.
- 9.5 The batch of check valves is recognized as suitable for operation and is accepted with 100% control at  $P_{np} = 1.5 \cdot P_y$ .

Date of manufacture		QUALITY Mark	
---------------------	--	--------------	--



**10 NOTE**

This image shows a blank sheet of white paper with horizontal ruling lines. The lines are evenly spaced and run across the width of the page. There are no margins, text, or other markings on the paper.

Name: APPROVED CHECK VALVEArticle: HC-04053, HC-12051, HC-12041

Quantity: \_\_\_\_\_

Name and Address of the trading organization: \_\_\_\_\_

Date of Sale: \_\_\_\_\_ Seller's full name / Seller's signature, Stamp / seal of the trading organization: \_\_\_\_\_

I agree with the terms of the warrant: \_\_\_\_\_

Product Return Mark: \_\_\_\_\_

Buyer's signature: \_\_\_\_\_

View your passport Online:

Date / Signature: \_\_\_\_\_

**WARRANTY PERIOD: 36 MONTHS**

Warranty is provided.

according to paragraph 8 of the technical passport HC-04053, HC-12051, HC-12041





# HOME CREATOR

HOME CREATOR Middle East Fzco  
Add: Building A1, Dubai Digital Park,  
Dubai Silicon Oasis, Dubai, UAE